

Note:
Entrance designed for rigid vehicle and will also accommodate typical standard articulated vehicle (16.5m).

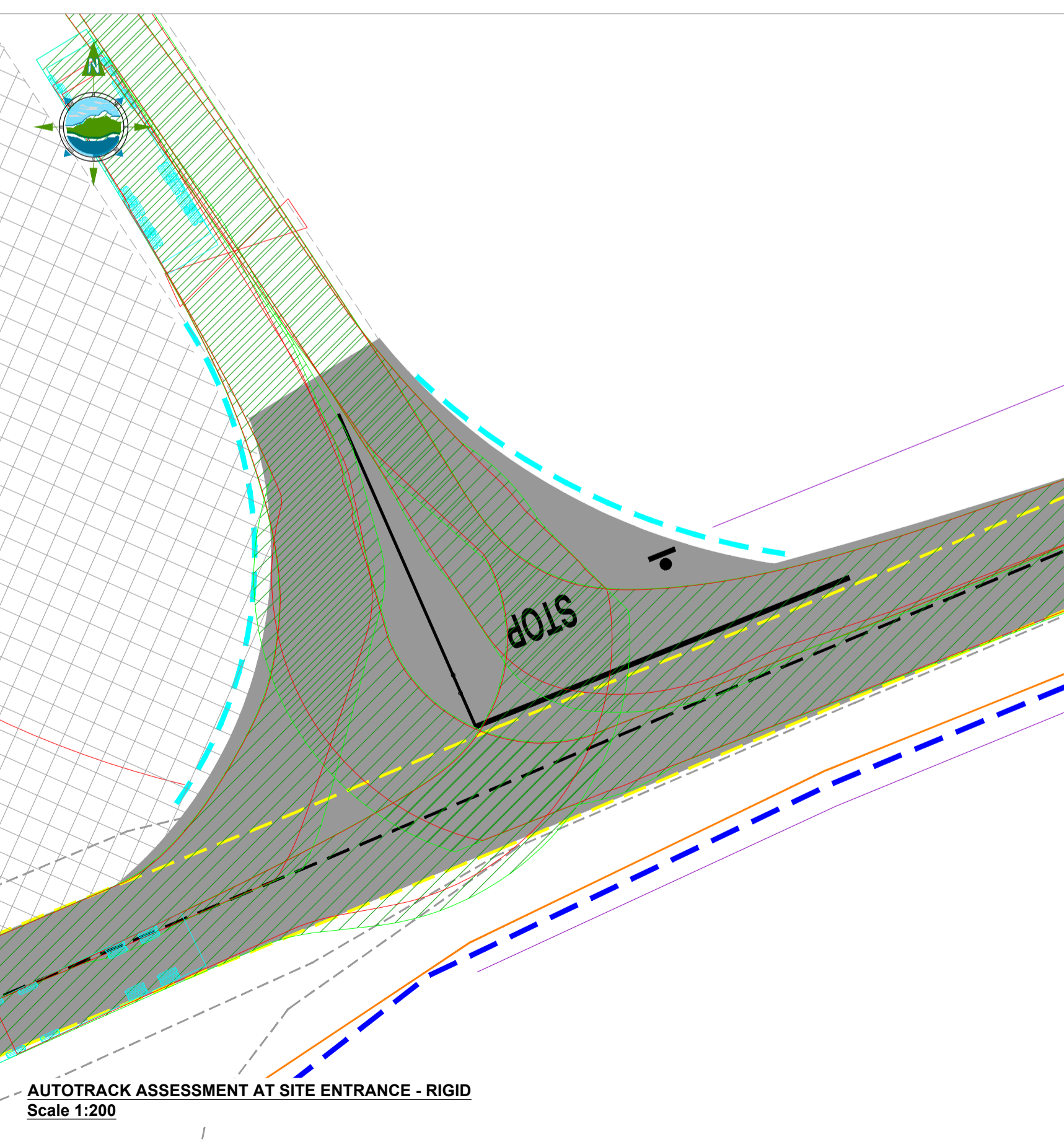
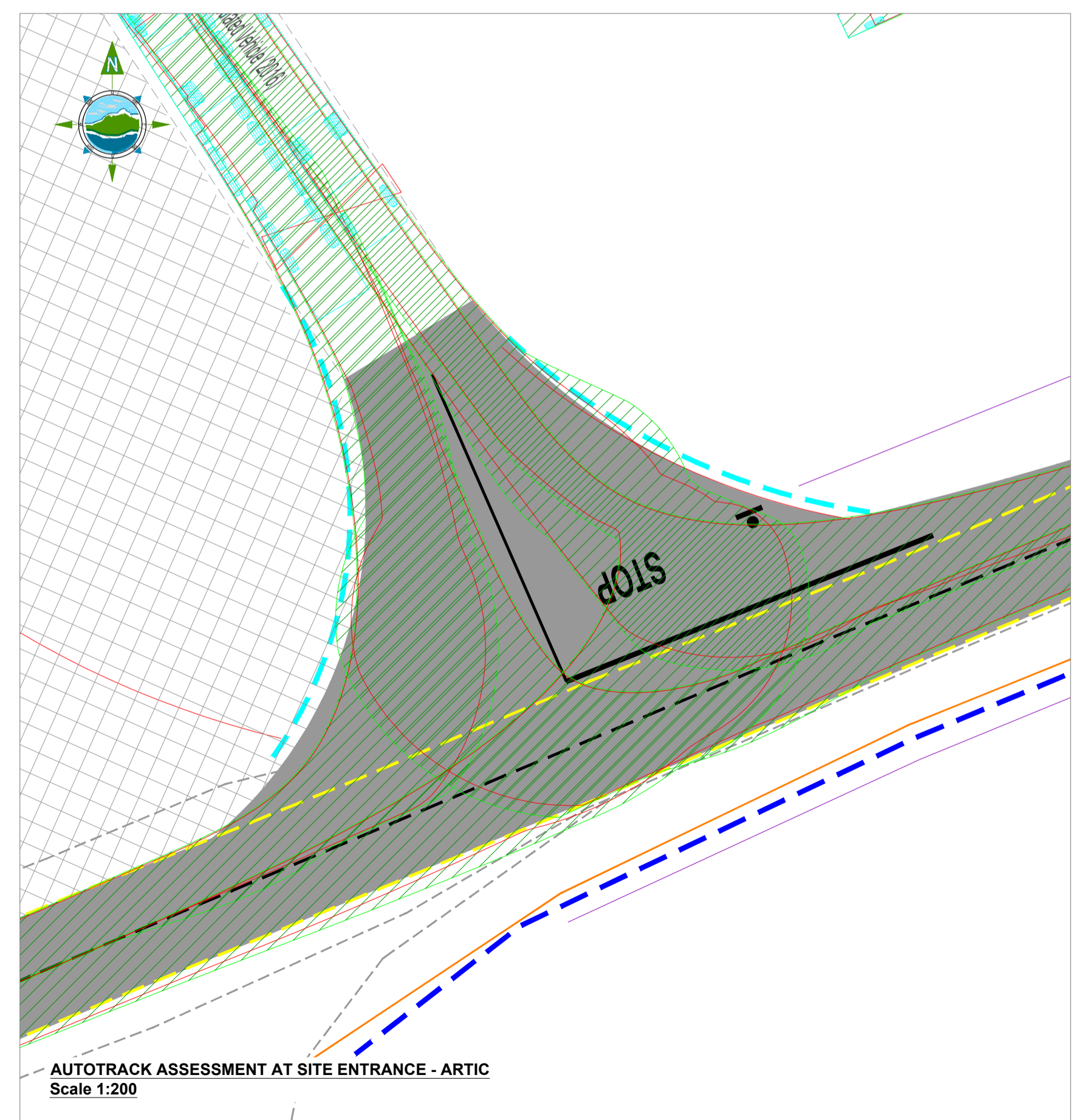
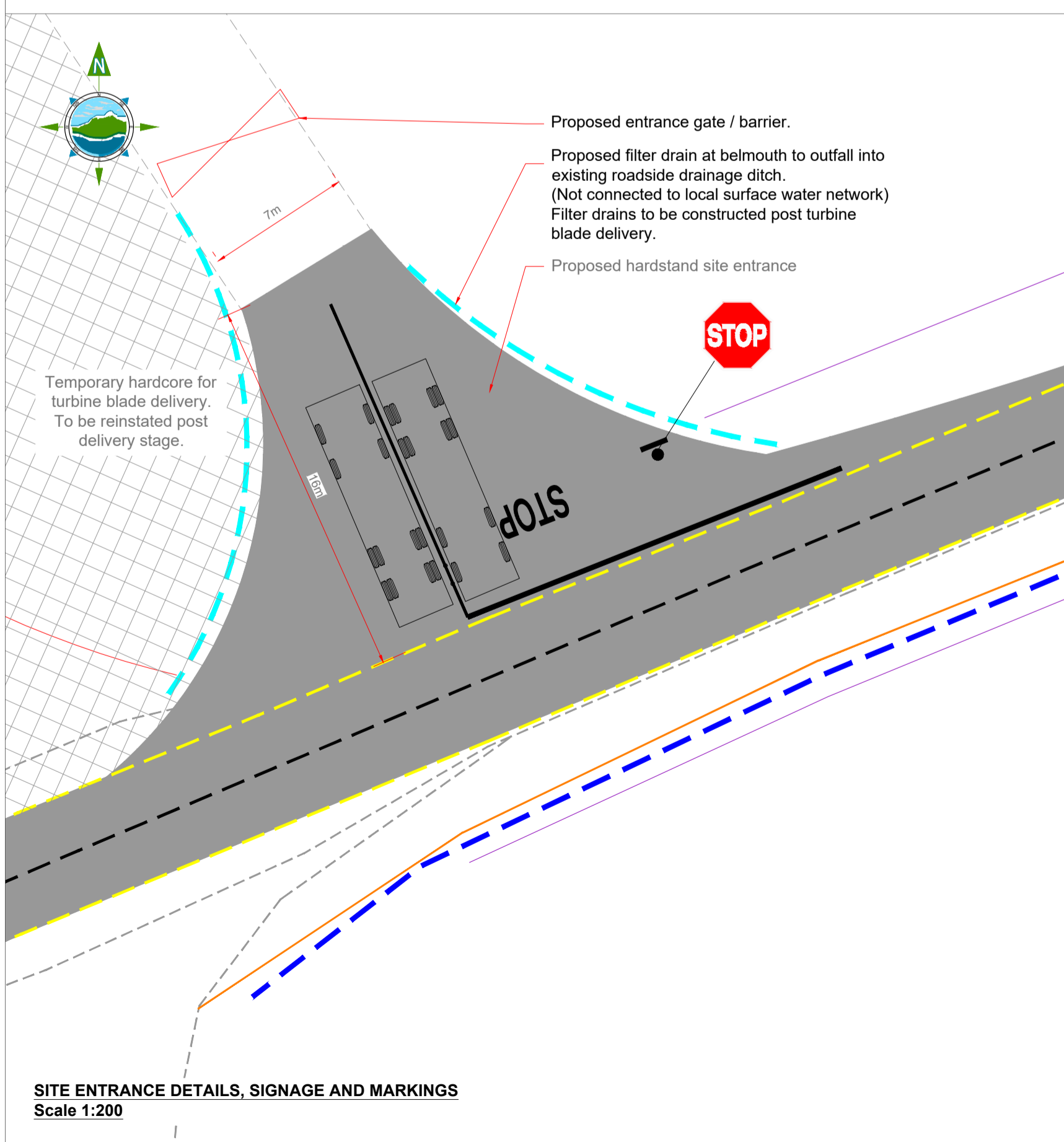
Large Tipper	10.201m
Overall Length	2.485m
Overall Width	2.890m
Overall Body Height	0.341m
Min Body Ground Clearance	2.471m
Track Width	6.00s
Lock-to-lock time	11.550m
Curb to Curb Turning Radius	

FTA Design Articulated Vehicle (2016)	16.480m
Overall Length	2.550m
Overall Width	3.870m
Overall Body Height	0.515m
Min Body Ground Clearance	2.470m
Max Track Width	3.00s
Lock-to-lock time	6.690m
Curb to Curb Turning Radius	

AUTOTRACK VEHICLE PROFILE

SITE ENTRANCE WARNING SIGNAGE
Scale 1:1,000

Rev	Date	Description	By	Chkd.
A	18.12.20	PLANNING ISSUE	MN	JS



Client:
SPRINGFIELD RENEWABLES LTD.

Project:
CASTLEBANNY WIND FARM

Title:
SITE ENTRANCE IMPROVEMENT WORKS & AUTOTRACK ASSESSMENT R704

Scale @ A1: **As Shown**

Prepared by: **M. Nolan** Checked: **J. Staunton** December 2020

Project Director:

Drawing Status: **Planning**

TOBIN
CONSULTING ENGINEERS

Block 10-4, Blanchardstown Corporate Park,
Dublin 15, Ireland.
tel: +353-(0)1-8030406
fax: +353-(0)1-8030409
e-mail: dublin@tobin.ie
www.tobin.ie

TOBIN Consulting Engineers will not be liable for any use of this document for any purpose other than that for which it was originally prepared and intended. Except where specifically noted, no liability is accepted by TOBIN Consulting Engineers for any use of this document, or any reproduction, or transmission, in any form and this document shall not be relied upon by any third party for any purpose.

Drawing No.: **10730-2052** Revision: **A**